





# Symmetry


## Draw & Write

# Oceans

Created by  
Adirondack Teachers



Name \_\_\_\_\_  
Finish the picture. Write a sentence.




\_\_\_\_\_

\_\_\_\_\_

© Adirondack Teachers 2014

Name \_\_\_\_\_  
Finish the picture. Write a sentence.




\_\_\_\_\_

\_\_\_\_\_

[www.teacherspayteachers.com/Store/Adirondack-Teachers](http://www.teacherspayteachers.com/Store/Adirondack-Teachers)

Name \_\_\_\_\_  
Finish the picture. Write a sentence.



\_\_\_\_\_

\_\_\_\_\_

© Adirondack Teachers 2014 [www.teacherspayteachers.com/Store/Adirondack-Teachers](http://www.teacherspayteachers.com/Store/Adirondack-Teachers)

# Freebie!

## Symmetry Draw & Write

### Ocean Creatures

Teaching the children about Symmetry can sometimes be difficult. Using pictures of things they know can help. Just print and go.

### How we use these:

After we model how to finish the drawing and write a sentence with the students, we put these into our Centers. After they finish all of them, we have them make a cover and staple them together. They have an Ocean Animal booklet that they half illustrated and wrote to take home and read to their parents.

Ha, Ha, half illustrated!

Enjoy the fun creations the children come up with. This by far is one of our favorite activities. Not only does it teach about symmetry, but it gives them a picture prompt to develop their creative writing skills.

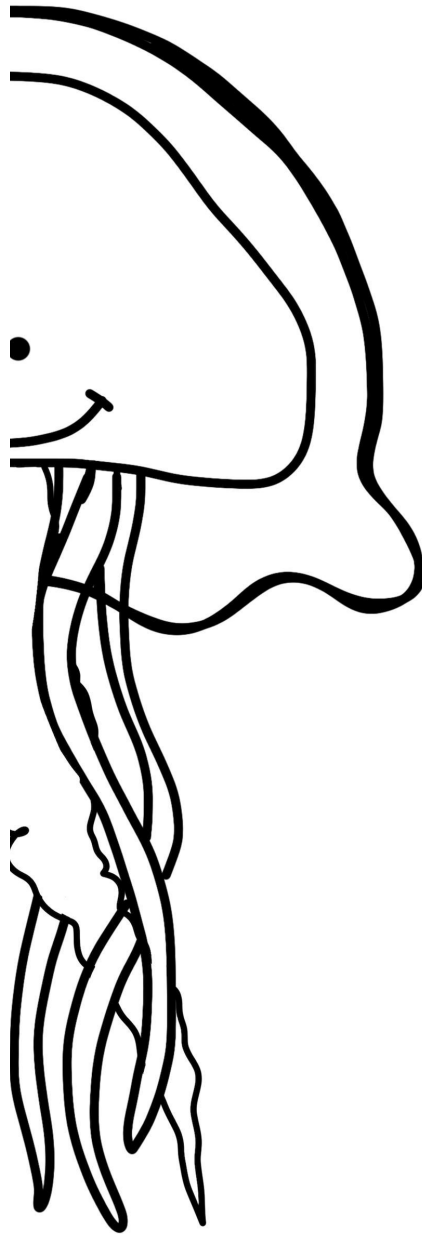
This is a single copy purchase for one classroom only.

Credits:



Name \_\_\_\_\_

Finish the picture. Write a sentence.



---

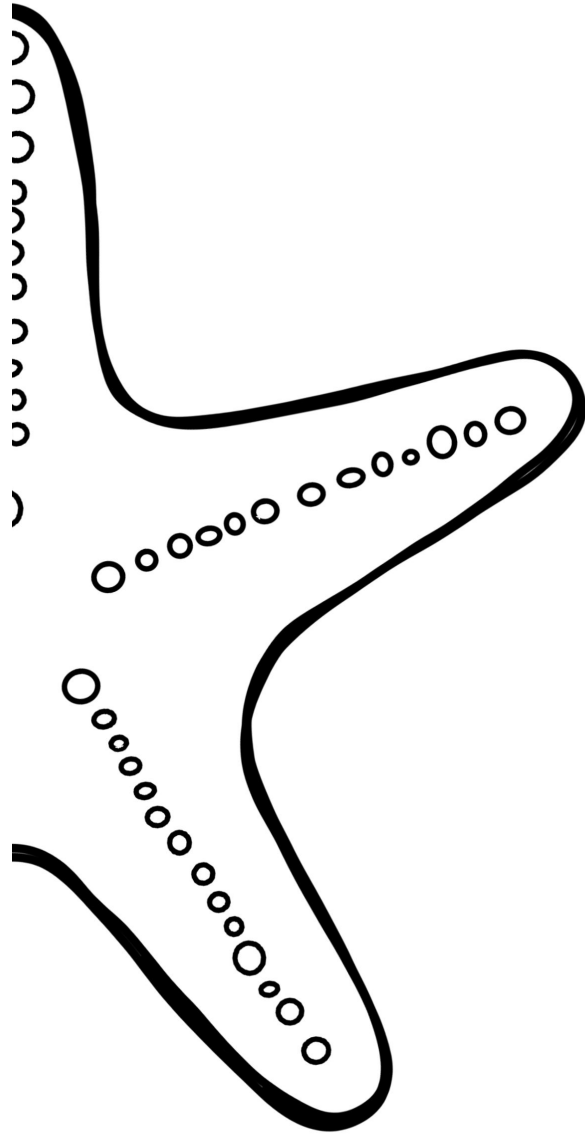
---

---

---

Name \_\_\_\_\_

Finish the picture. Write a sentence.



---

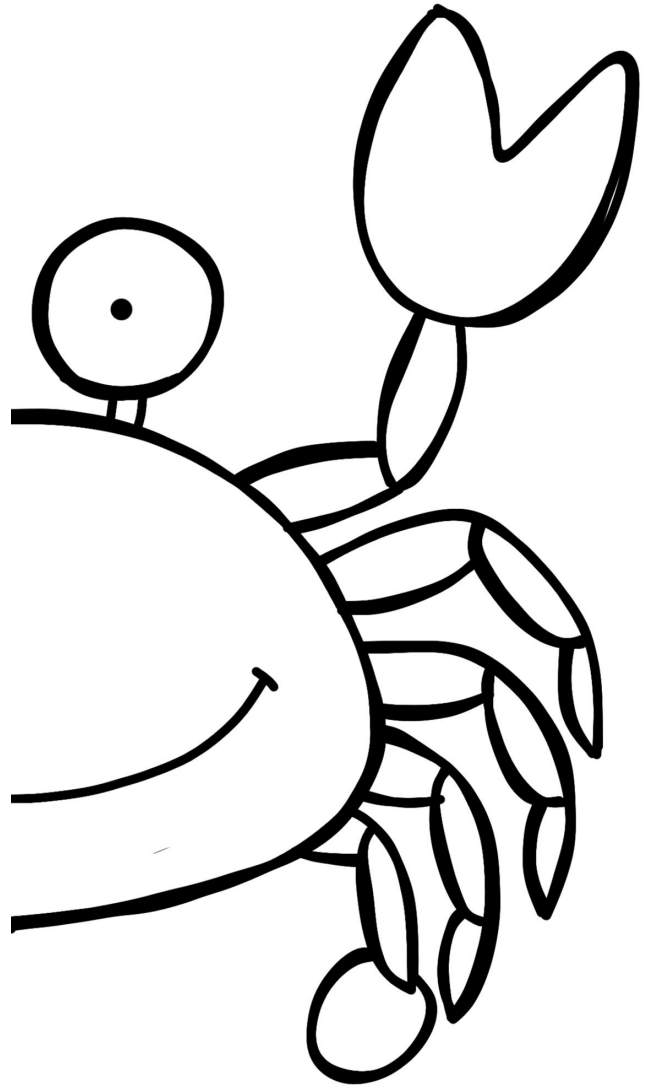
---

---

---

Name \_\_\_\_\_

Finish the picture. Write a sentence.



---


---

---

---

Name \_\_\_\_\_

Finish the picture. Write a sentence.



---



---

---

---

Name \_\_\_\_\_

Finish the picture. Write a sentence.



---


---

---

---

Name \_\_\_\_\_

Finish the picture. Write a sentence.



---

---

---

---